


- Unmatched ease of use in color presence/absence applications
- Set up using the industry proven, easy-to-use and powerful Checker application software
- Flexible optics
- Exceptionally compact design



Verifying the correct product color is now easier than ever! The Checker 4G7C introduces the unmatched ease of set up and use that the Checker products are known for but now for color applications. Simply click on the color to be verified with the application software and you can be up and running in seconds!

The Checker 4G7C also includes all the great other features that the 4G7 Series is known for including the ability to add virtually unlimited sensor tools to a single job. In addition, the Checker software makes it easy to use the logic tools to provide intelligent outputs to determine whether a particular part passed or failed.

Model Highlights

- Checker 4G7C delivers 376 x 240 pixel resolution
- Ethernet support for industrial protocols
- High-intensity white LED illumination for detecting and inspecting small parts and part features at up to 800 parts per minute

The Checker internal trigger part finding sensor has four important advantages:

1. Does not require additional sensors to determine if a part is present.
2. No fixturing required; Checker can locate a part in varying positions in the inspection area.
3. Detects a part by locating a feature on the part, not just an edge.
4. Supports delayed output, based on time or encoder measurement.

Find the part

Measure the amount of your target color(s)

New Color Tool

Easy-to-use Checker interface

4G7C Specifications

SENSOR	
Resolution	376 x 240

LIGHTING & FILTER OPTIONS	
4G7C	Integrated bright white LEDs

EXTERNAL TRIGGER OUTPUT	
Input ON	> 10VDC (> 6mA)
Input OFF	< 2VDC (< 1.5mA)
Protection	Opto-isolated, polarity-independent

OUTPUTS	
Output	Solid state switch
Rating	100mA, 24VDC
Max voltage drop	3.5VDC @ 100mA
Max load	100mA
Protection	Opto-isolated, protected from short circuit, overcurrent, and reverse polarity

ENCODER INPUTS	
Differential	A+/B+: 5-24V (50 kHz max) A-/B-: Inverted (A+/B+)
Single Ended	A+/B+: 5-24V (50 kHz max) A-/B-: VDC = 1/2 (A+/B+)

JOB CONTROL INPUTS	
Jobs supported	32
Input ON	> 10VDC (> 6mA)
Input OFF	< 2VDC (< 1.5mA)
Protection	Opto-isolated, polarity-independent

POWER	
Voltage	+24VDC (22-26VDC)
Current	250mA max

ENVIRONMENTAL	
Operating Temperature	0° to 50°C (32° to 122°F)
Storage temperature	-30° to 80°C (-22° to 176°F)
Operating humidity	0%-90%, non-condensing
Operating altitude	4000m maximum
Shock	80Gs for 5ms on each axis (per IEC 68-2-27)
Vibration	10Gs (10-500Hz) per IEC 68-2-6
Protection	IP67

PLC COMMUNICATION	
EIP w/AOP, PROFINET, TCP/IP, UDP/IP	
FTP Image	

MECHANICAL	
Dimensions	2.64in (67mm) H x 1.61in (41mm) W x 2.72in (69mm) D
Weight	148g (4.2oz)

MODES OF OPERATION	
Internal part trigger, external part trigger, free running	

CERTIFICATIONS	
4G Series	CE, FCC, RoHS, KCC and BureauVeritas

MINIMUM PC REQUIREMENTS (Only required for setup)	
Operating systems	XP™, Vista™, Microsoft® Windows 7® 32&64 bit
RAM	128 MB RAM
Interface Ethernet	10/100 (4G Series)
Screen resolution	1024 x 768 (96 DPI) or 1280 x 1024 (120 DPI) display

CHECKER SENSORS	
Model	Part Number
4G7S	C4G7-24S-E00
4G1	C4G1-24G-E00
4G7	C4G7-24G-E00
4G7C	C4G7C-24C-E00

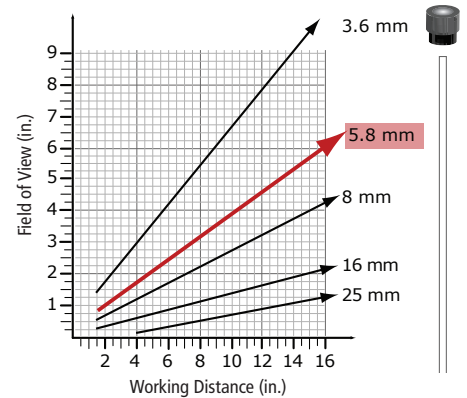
Note: The 5.8mm lens ships standard with Checker.

OPTIONAL ACCESSORIES	
CKR-4G-CBL-001	Flying lead I/O cable (5m)
CKR-200-CBL-RT-003	Right angle I/O cable (1m)
CCB-84901-100X-XX	Ethernet Cable(s)
CCB-84901-6001-05	Right angle Ethernet Cable (5m)
C4G-BAK-000	Basic Accessory Kit
CKR-200-LENSKIT	Lens Kit

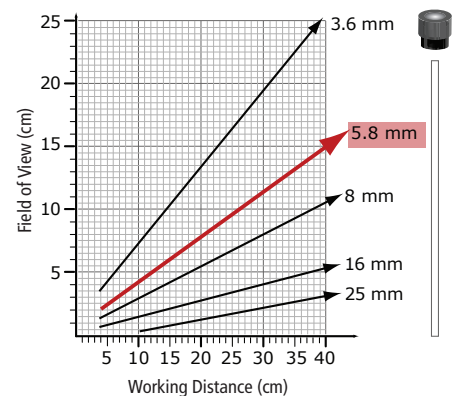
Notes: Basic Accessory Kit includes Quick Start Guide, Checker software CD and mounting screws. The Lens Kit includes 3.6, 8, 16 and 25mm lenses.

Field of View for Checker 4G7C Vision Sensors

Line plots show the field of view and working distance for standard and optional lenses in inches



Line plots show the field of view and working distance for standard and optional lenses in mm



COGNEX Companies around the world rely on Cognex vision and ID to optimize quality, drive down costs and control traceability.

Corporate Headquarters One Vision Drive Natick, MA 01760 USA Tel: +1 508 650 3000 Fax: +1 508 650 3344

Americas

United States, East	+1 508 650 3000
United States, West	+1 650 969 8412
United States, South	+1 615 844 6158
United States, Detroit	+1 248 668 5100
United States, Chicago	+1 630 649 6300
Canada	+1 905 634 2726
Mexico	+52 81 5030 7258
Central America	+52 81 5030 7258
South America	+1 909 247 0445
Brazil	+55 47 8804 0140

Europe

Austria	+43 1 23060 3430
Belgium	+32 2 8080 692
France	+33 1 4777 1550
Germany	+49 721 6639 0
Hungary	+36 1 501 0650
Ireland	+353 1 825 4420
Italy	+39 02 6747 1200
Netherlands	+31 208 080 377
Poland	+48 71 776 0752
Spain	+34 93 445 67 78
Sweden	+46 21 14 55 88

Switzerland	+41 71 313 06 05
Turkey	+90 212 306 3120
United Kingdom	+44 1327 856 040

Asia

China	+86 21 5050 9922
India	+9120 4014 7840
Japan	+81 3 5977 5400
Korea	+82 2 539 9047
Singapore	+65 632 55 700
Taiwan	+886 3 578 0060

www.cognex.com